AUDIX CORPORATION

2026 Third Quarter Investor Conference

Stock Code: 2459

November 16, 2026



Disclaimer

01 AUDIX does not provide financial forecasts. Any forward-looking statements contained in this presentation, including information disclosed during the meeting and in the Q&A session, are for reference only. Neither AUDIX nor any third party assumes any responsibility for the accuracy or completeness of such forward-looking statements, nor undertakes any obligation to update or revise them.

02 Any financial information contained here within is presented in conformity with International Financial Reporting Standards (IFRSs).

03 AUDIX expressly disclaims all warranties or representations of any kind, whether express or implied, regarding the reliability, accuracy and completeness of these statements and accepts no liability for any loss directly or indirectly arising from or in reliance upon the contents of these statements.

04 No material from this briefing may be copied, revised, edited, transmitted or as commercial use in any way, except with AUDIX's permission.



Agenda

01

Company Profile

01 ~ 02/14

02

Operating Review

03 ~ 13/14

03

Q & A

14/14

01

Company Profile

Company Overview

NTD 4.91Billion

2025 Consolidated Revenue

Name | AUDIX CORPORATION

Establishment Day | August 7 , 1980

Stock Code | 2459

Capital | NTD 1.06Billion

Chairman & GM | Jimmy Chung

BU HEAD

MANUFACTURE | Jimmy Chung

CHANNEL | Kevin Lin

CERTIFICATION | Smart Tsai

Operation Base

- HQ
- CHANNEL BUSINESS
- MANUFACTURE BUSINESS
- CERTIFICATION BUSINESS



Core Business Profile

Unit：NTD One Hundred Million

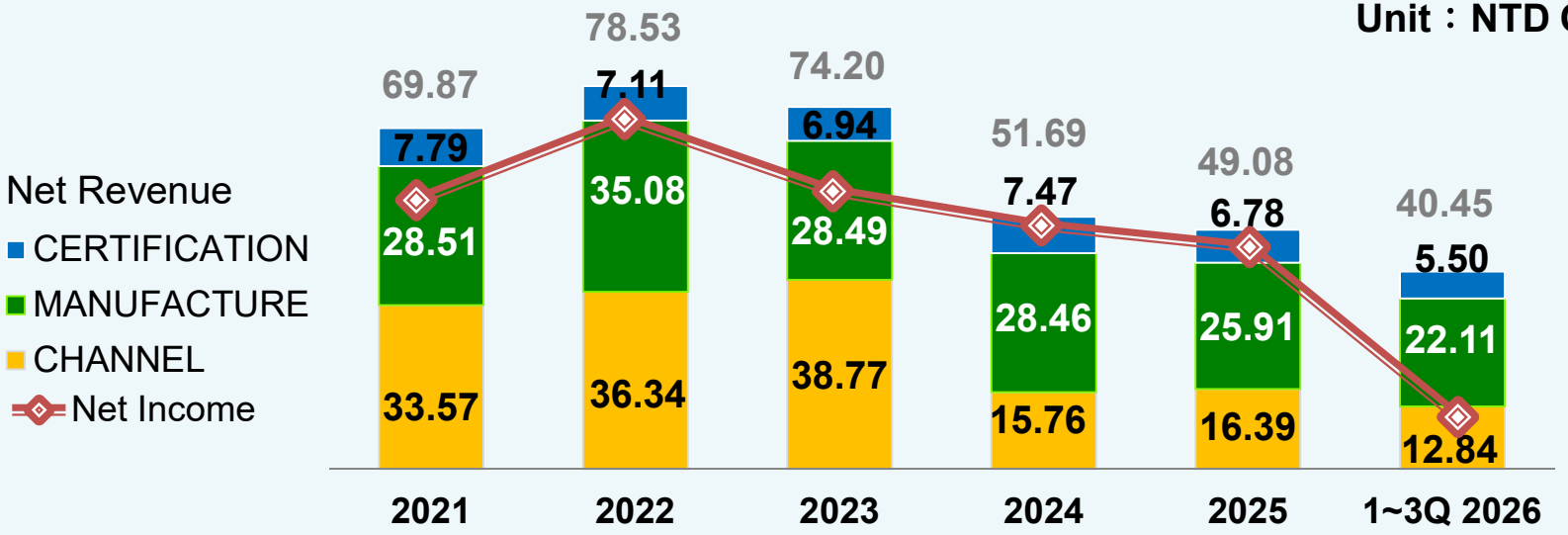

Net Income	
2021	5.96
2022	6.60
2023	6.03
2024	5.76
2025	5.59
1~3Q 2026	4.25

CHANNEL

Sales of electronic & mechanical components for computer, telecom, power management, monitor applications.

MANUFACTURE

Manufacturing of electronic components, precision mold design and injection parts. Manufacturing of automotive and the medical components.

CERTIFICATION

Safety & EMC test and validation for electronic & electric equipments. Software development, application services. Test laboratory, design and construction.

02

Operating Review

Financial Resilience × Business Growth

Consolidated Balance Sheets |

Consolidated Statements of Comprehensive Income |

Quarterly Trends | Performance by Core Business |

Revenue by Product Category | Strategic Directions

Consolidated Balance Sheets

Unit ： NTD Thousand

ITEM	3Q26		2Q26		3Q25	
	Amount	%	Amount	%	Amount	%
Cash & Cash Equivalents	1,086,376	11%	1,074,145	11%	820,718	9%
Current Financial Assets	3,238,687	33%	3,149,470	33%	3,157,574	36%
Accounts Receivable	1,730,189	18%	1,519,377	15%	1,532,276	17%
Inventory	573,877	6%	516,617	5%	431,029	5%
Others-Current Assets	386,307	3%	273,531	3%	280,397	3%
Non-Current Financial Assets	1,436,555	15%	1,800,872	19%	1,333,452	15%
Property , Plant & Equipment	1,252,201	13%	1,251,454	13%	1,208,008	14%
Others-Noncurrent Assets	131,356	1%	131,804	1%	129,527	1%
Total Assets	**9,835,548**	**100%**	**9,717,270**	**100%**	**8,892,981**	**100%**
Short-term loans	1,800,727	19%	1,884,045	19%	2,237,162	26%
Accounts Payable	403,096	4%	403,038	4%	337,855	4%
Others-Current Liabilities	668,173	6%	991,443	10%	472,297	5%
Non-current Liabilities	547,935	6%	90,729	1%	95,261	1%
Total Liabilities	**3,419,931**	**35%**	**3,369,255**	**34%**	**3,142,575**	**36%**
Total Equity	**6,415,617**	**65%**	**6,348,015**	**66%**	**5,750,406**	**64%**

Consolidated Statements of Comprehensive Income

Unit ： NTD Thousand

ITEM	3Q26	2Q26	QoQ	3Q25	YoY	1~3Q26	1~3Q25	YoY
Net Revenue	1,461,006	1,337,324	9.25%	1,250,208	16.86%	4,044,746	3,600,785	12.33%
COGS	(1,025,417)	(941,535)	8.91%	(852,544)	20.28%	(2,833,092)	(2,620,042)	8.13%
Gross Profit	435,589	395,789	10.06%	397,664	9.54%	1,211,654	980,743	23.54%
Operating Expenses	(174,012)	(175,225)	-0.69%	(199,985)	-12.99%	(543,236)	(518,217)	4.83%
Operating Income	261,577	220,564	18.59%	197,679	32.32%	668,418	462,526	44.51%
Net Non-operating items	12,477	63,204	-80.26%	32,791	-61.95%	83,922	143,065	-41.34%
Profit Before Tax	274,054	283,768	-3.42%	230,470	18.91%	752,340	605,591	24.23%
Tax	(182,974)	(99,104)	84.63%	(55,107)	232.03%	(327,320)	(132,388)	147.24%
Profit After Tax	91,080	184,664	-50.68%	175,363	-48.06%	425,020	473,203	-10.18%
Net Income (Loss) Attributable To Shareholders of the Parent	**88,944**	**187,382**	**-52.53%**	**172,464**	**-48.43%**	**425,301**	**463,744**	**-8.29%**
EPS(NT$)(1)	**0.84**	**1.77**		**1.63**		**4.03**	**4.39**	
(1).Weighted average shares outstanding	105,596	105,596		105,596		105,596	105,596	

Quarterly Trends

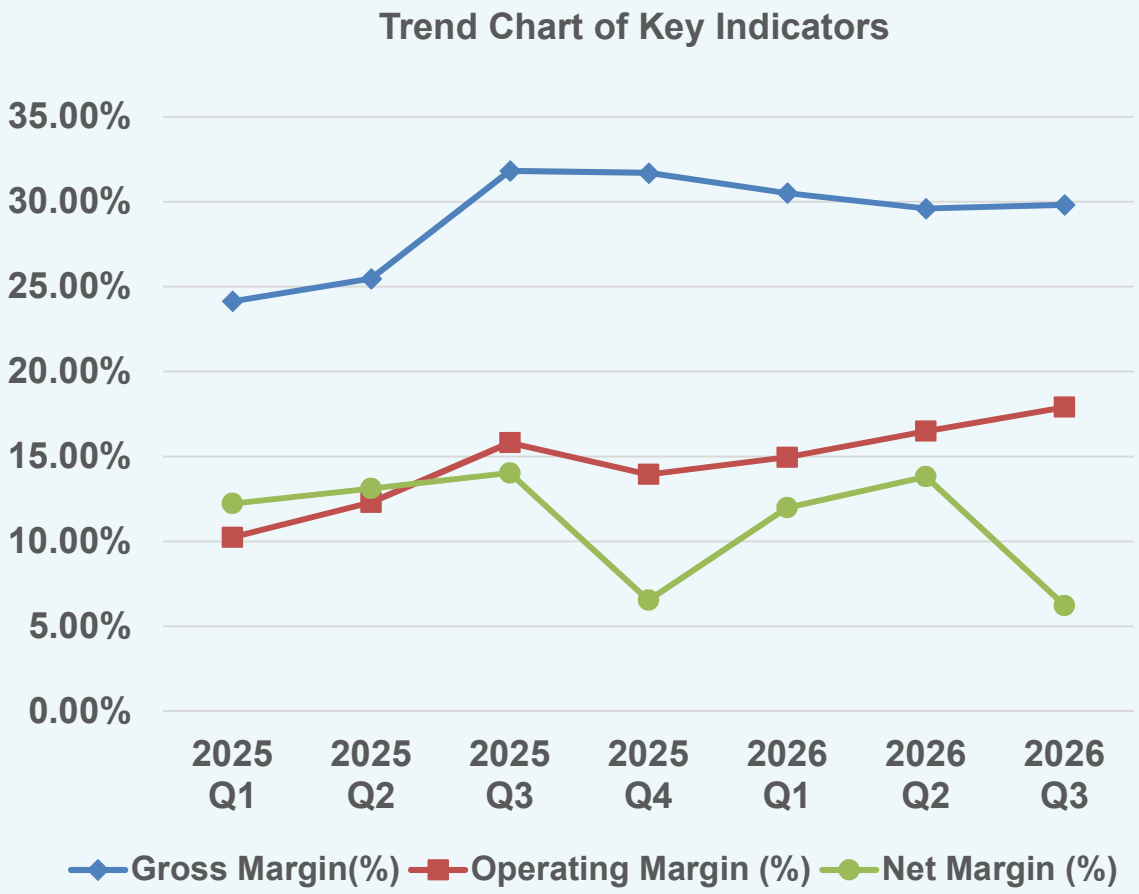

Net Revenue Unit：NTD One Hundred Million

		Net Revenue	Gross Margin (%)	Operating Margin (%)	Net Margin (%)
2025	Q1	11.72	24.14%	10.24%	12.23%
	Q2	11.79	25.47%	12.29%	13.11%
	Q3	12.50	31.81%	15.81%	14.03%
	Q4	13.07	31.69%	13.94%	6.54%
2026	Q1	12.46	30.51%	14.95%	11.98%
	Q2	13.37	29.60%	16.49%	13.81%
	Q3	14.61	29.81%	17.90%	6.23%

3Q26 Performance by Core Business

Unit： NTD One Hundred Million

CHANNEL

Net Revenue 4.73

Profit 0.36

Net Revenue YoY 30% | QoQ 14%

Profit YoY 170% | QoQ -20%

MANUFACTURE

Net Revenue 8.10

Profit 1.57

Net Revenue YoY 13% | QoQ 11%

Profit YoY 5% | QoQ 10%

CERTIFICATION

Net Revenue 1.78

Profit 0.34

Net Revenue YoY 5% | QoQ -6%

Profit YoY -8% | QoQ 10%

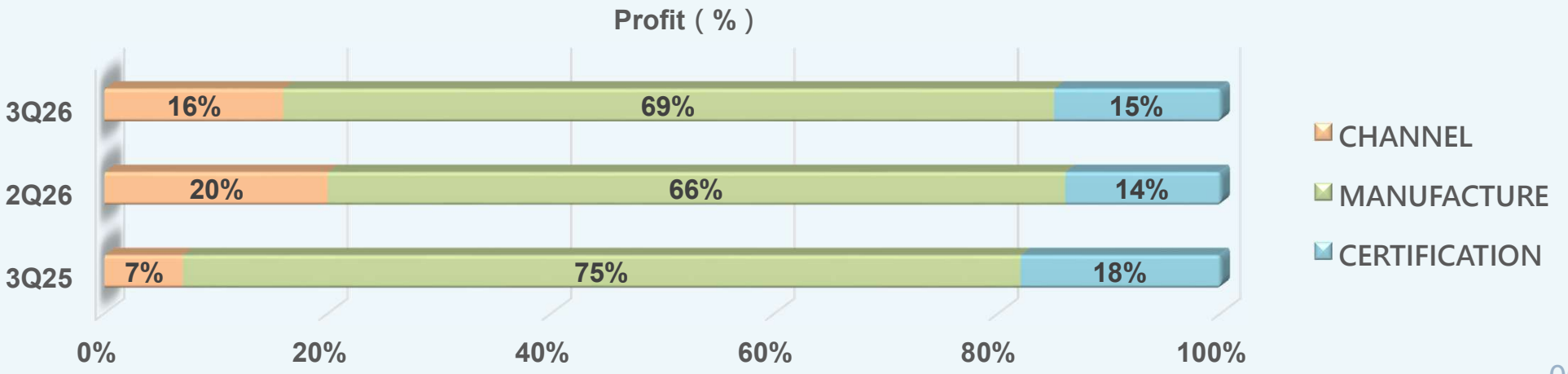

1~3Q26 Performance by Core Business

Unit： NTD One Hundred Million

CHANNEL

Net Revenue 12.84

Profit 0.95

Net Revenue YoY 4% | Profit YoY 83%

Profit (%) 10% → 16%

MANUFACTURE

Net Revenue 22.11

Profit 4.24

Net Revenue YoY 19% | Profit YoY 18%

Profit (%) 71% → 70%

CERTIFICATION

Net Revenue 5.50

Profit 0.88

Net Revenue YoY 8% | Profit YoY -9%

Profit (%) 19% → 14%

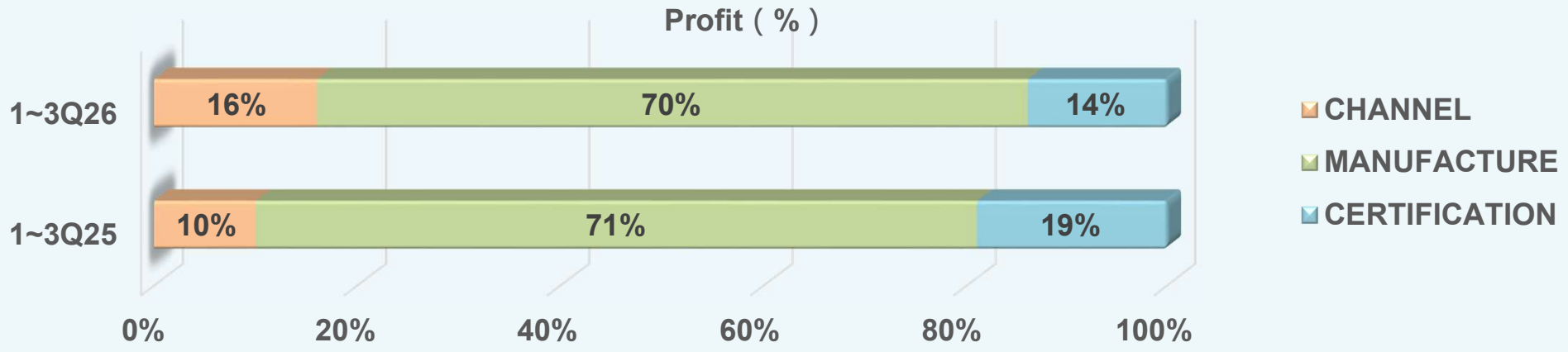

Revenue by Product Category

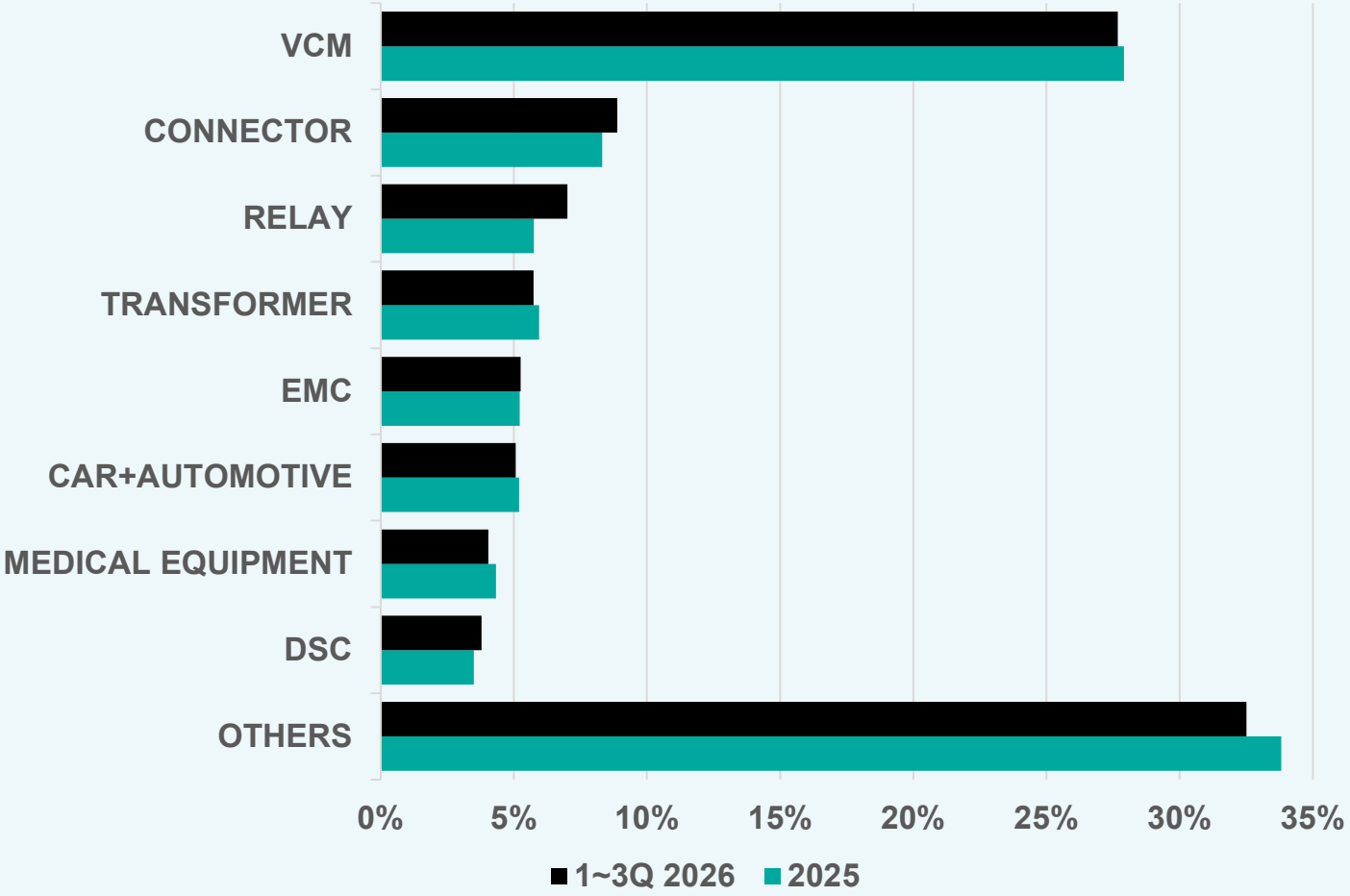

2025 → 1~3Q 2026

Product Category	2025	1~3Q 2026
VCM	27.91%	27.67%
CONNECTOR	8.32%	8.89%
RELAY	5.75%	7.02%
TRANSFORMER	5.95%	5.75%
EMC	5.23%	5.26%
CAR + AUTOMOTIVE	5.20%	5.07%
MEDICAL EQUIPMENT	4.33%	4.04%
DSC	3.50%	3.79%
OTHERS	33.81%	32.51%

A higher CONNECTOR and RELAY revenue share improves profitability and supports a shift toward higher-value applications.

MANUFACTURE: Strategic Directions

01 Economic scale

Increase relay OEM items and production capacity.

Power supply, energy storage and industrial control relays. European market.

02 Product value

Development of integrated composite products.

Voice coil motor components and insert molding products.

03 New products

New products, new customers and new markets.

Components of AI server, TPU, LSR, etc.

04 Cost & Efficiency

Improvement of production line automation.

Machine vision, robots, automatic machines.

CHANNEL: Strategic Directions | 01

Display	• HMI | Industrial Control | Medical | Agricultural & Mining Machinery | Automotive | Electronic Shelf Labels. • TFT Display | QLED | Touch Panel | Transparent Display | ESL Driver I.C | I/F I.C.
EV / E-Bike	• Parking Sensor | Hidden Door Handle | E-Bike Dashboard | Charging Port Detection | ADAS | Blind Spot Detection | Rear Collision Warning. • Switch | 24G Millimeter-Wave Radar | Transformer | QLED | Camera Module.
Medical	• Ultrasound Equipment | CT | Ventilator | Hemodialysis machine | AI Medical Testing Equipment | Cell regeneration. • Scintillator | RX/TX I.C Module | Sensor | AI Color Chart | Micro Carriers | Brushless DC Micro-Motor | Biochip | Freezer Bag.

CHANNEL: Strategic Directions | 02

Industry

- AGV | AMR | Factory Automation | Frequency Converter | Machine Tool | IP CAM | Rugged Table | Robot | Drone.
- TFT Panel | Camera Module | Diode Module | Communication module | Sensor | Motor I.C | Cable.

Materials

- Electronic materials | High-Performance Engineering Plastics | Solid-State Battery materials | Insulation & Heat dissipation material | Optical materials | Silicon Nitride Substrate | Soft magnetic materials | Regeneration Medicine Supplies.
- Vapor Chamber | Micro-Battery | Optical Resin | PE Environmentally friendly packaging materials | Lubricating Oil | Adhesive.

Netcom / Home Appliances

- Cooling Fan | Air conditioner | Washing Machine | Refrigerator | Air purifier | Dehumidifier | IAD | 5G CPE.
- Signal Relay | BLDC Motor | Communication module | Sensor.

New Power Device

- Power application in Automotive | Industry | Server | Communications.
- SiC/IGBT | MosFet/Diode | Die/Wafer/Module | Relay.

CERTIFICATION: Strategic Directions | 01

01	**Expand RF measurement ability**	Continue to invest in new technologies such as 5G NR/6G/TNT and Wi-Fi 6E/7/8 etc.
02	**Expand safety & energy saving measurement capability**	Add USB (Type C)product & Taiwan dehumidifier product & China Server products CECP accredited laboratory.
03	**Vehicle & Electronics testing Services**	Add a 3m anechoic chamber for Vehicle & Electronics EMC testing services.

CERTIFICATION: Strategic Directions | 02

04 Small battery and New energy conversion product testing

Add secondary lithium battery testing for wearable and portable devices, and seeks to cooperate with international certification organization.

05 Expand AI Server measurement ability

Providing CDU (liquid cooling system) for AI Server product measurement.

06 Expand testing service locations

Response to China–United States trade war & US FCC plan to ban China testing Labs, Survey the new service locations .

07 IoT Cybersecurity measurement ability

Add IoT Cybersecurity measurement ability.

Questions
&
Answers

THANK YOU FOR YOUR ATTENTION

www.audix.com.tw

IR@audix.com